

# FORM NO. MGT-7

[Pursuant to sub-Section(1) of section 92 of the Companies Act, 2013 and sub-rule (1) of rule 11of the Companies (Management and Administration) Rules, 2014]



# Annual Return (other than OPCs and Small Companies)

Form language  English  Hindi

Refer the instruction kit for filing the form.

## I. REGISTRATION AND OTHER DETAILS

(i) \* Corporate Identification Number (CIN) of the company

L18101RJ1992PLC006952

Pre-fill

Global Location Number (GLN) of the company

\* Permanent Account Number (PAN) of the company

AAECM1727F

(ii) (a) Name of the company

MAYUR UNIQUOTERS LIMITED

(b) Registered office address

JAIPUR-SIKAR ROAD,VILLAGE:JAITPURA  
TEHSIL:CHOMU,DISTT.JAIPUR  
JAIPUR  
Rajasthan  
303704

(c) \*e-mail ID of the company

secr@mayur.biz

(d) \*Telephone number with STD code

01423224001

(e) Website

www.mayuruniquoters.com

(iii) Date of Incorporation

14/09/1992

(iv)	Type of the Company	Category of the Company	Sub-category of the Company
	Public Company	Company limited by shares	Indian Non-Government company

(v) Whether company is having share capital

Yes  No

(vi) \*Whether shares listed on recognized Stock Exchange(s)

Yes  No

(a) Details of stock exchanges where shares are listed

S. No.	Stock Exchange Name	Code
1	BSE LIMITED	1
2	NATIONAL STOCK EXCHANGE OF INDIA LTD	1,024

(b) CIN of the Registrar and Transfer Agent

U67120DL1993PTC052486

Pre-fill

Name of the Registrar and Transfer Agent

BEETAL FINANCIAL AND COMPUTER SERVICES PRIVATE LIMITED

Registered office address of the Registrar and Transfer Agents

99,MADANGIR, B/4, LOCAL SHOPPING CENTRE,  
NEAR DADA HARSUKH DAS MANDIR

(vii) \*Financial year From date 01/04/2021 (DD/MM/YYYY) To date 31/03/2022 (DD/MM/YYYY)

(viii) \*Whether Annual general meeting (AGM) held  Yes  No

(a) If yes, date of AGM 29/07/2022

(b) Due date of AGM 30/09/2022

(c) Whether any extension for AGM granted  Yes  No

## II. PRINCIPAL BUSINESS ACTIVITIES OF THE COMPANY

\*Number of business activities 1

S.No	Main Activity group code	Description of Main Activity group	Business Activity Code	Description of Business Activity	% of turnover of the company
1	C	Manufacturing	C2	Textile, leather and other apparel products	100

## III. PARTICULARS OF HOLDING, SUBSIDIARY AND ASSOCIATE COMPANIES (INCLUDING JOINT VENTURES)

\*No. of Companies for which information is to be given 3

Pre-fill All

S.No	Name of the company	CIN / FCRN	Holding/ Subsidiary/Associate/ Joint Venture	% of shares held
1	MAYUR UNIQUOTERS CORP		Subsidiary	100
2	MAYUR UNIQUOTERS SA (PTY)		Subsidiary	100

3	FUTURA TEXTILES INC.		Subsidiary	100
---	----------------------	--	------------	-----

#### IV. SHARE CAPITAL, DEBENTURES AND OTHER SECURITIES OF THE COMPANY

##### (i) \*SHARE CAPITAL

###### (a) Equity share capital

Particulars	Authorised capital	Issued capital	Subscribed capital	Paid up capital
Total number of equity shares	50,000,000	44,577,600	44,577,600	44,577,600
Total amount of equity shares (in Rupees)	250,000,000	222,888,000	222,888,000	222,888,000

Number of classes

1

Class of Shares	Authorised capital	Issued capital	Subscribed capital	Paid up capital
<b>EQUITY SHARES</b>				
Number of equity shares	50,000,000	44,577,600	44,577,600	44,577,600
Nominal value per share (in rupees)	5	5	5	5
Total amount of equity shares (in rupees)	250,000,000	222,888,000	222,888,000	222,888,000

###### (b) Preference share capital

Particulars	Authorised capital	Issued capital	Subscribed capital	Paid-up capital
Total number of preference shares	1,525,000	0	0	0
Total amount of preference shares (in rupees)	610,000,000	0	0	0

Number of classes

1

Class of shares	Authorised capital	Issued capital	Subscribed capital	Paid up capital
<b>Compulsory Convertible Participating Preference Sh</b>				
Number of preference shares	1,525,000	0	0	0
Nominal value per share (in rupees)	400	400	400	400
Total amount of preference shares (in rupees)	610,000,000	0	0	0

###### (c) Unclassified share capital

Particulars	Authorised Capital
Total amount of unclassified shares	0

###### (d) Break-up of paid-up share capital

Class of shares	Number of shares			Total nominal amount	Total Paid-up amount	Total premium
	Physical	DEMAT	Total			
<b>Equity shares</b>						
<b>At the beginning of the year</b>	690,814	43,886,786	44577600	222,888,000	222,888,000	
<b>Increase during the year</b>	0	27,700	27700	0	0	0
i. Public Issues	0	0	0	0	0	
ii. Rights issue	0	0	0	0	0	0
iii. Bonus issue	0	0	0	0	0	0
iv. Private Placement/ Preferential allotment	0	0	0	0	0	0
v. ESOPs	0	0	0	0	0	0
vi. Sweat equity shares allotted	0	0	0	0	0	0
vii. Conversion of Preference share	0	0	0	0	0	0
viii. Conversion of Debentures	0	0	0	0	0	
ix. GDRs/ADRs	0	0	0	0	0	
x. Others, specify CONVERSION FROM PHYSICAL TO DEMAT	0	27,700	27700			
<b>Decrease during the year</b>	27,700	0	27700	0	0	0
i. Buy-back of shares	0	0	0	0	0	0
ii. Shares forfeited	0	0	0	0	0	0
iii. Reduction of share capital	0	0	0	0	0	0
iv. Others, specify CONVERSION FROM PHYSICAL TO DEMAT	27,700	0	27700			
<b>At the end of the year</b>	663,114	43,914,486	44577600	222,888,000	222,888,000	
<b>Preference shares</b>						
<b>At the beginning of the year</b>	0	0	0	0	0	
<b>Increase during the year</b>	0	0	0	0	0	0
i. Issues of shares	0	0	0	0	0	0
ii. Re-issue of forfeited shares	0	0	0	0	0	0

iii. Others, specify						
<b>Decrease during the year</b>	0	0	0	0	0	0
i. Redemption of shares	0	0	0	0	0	0
ii. Shares forfeited	0	0	0	0	0	0
iii. Reduction of share capital	0	0	0	0	0	0
iv. Others, specify						
<b>At the end of the year</b>	0	0	0	0	0	

ISIN of the equity shares of the company

INE040D01038

(ii) Details of stock split/consolidation during the year (for each class of shares)

0

Class of shares		(i)	(ii)	(iii)
Before split / Consolidation	Number of shares			
	Face value per share			
After split / Consolidation	Number of shares			
	Face value per share			

(iii) Details of shares/Debentures Transfers since closure date of last financial year (or in the case of the first return at any time since the incorporation of the company) \*

Nil

[Details being provided in a CD/Digital Media]

Yes

No

Not Applicable

Separate sheet attached for details of transfers

Yes

No

Note: In case list of transfer exceeds 10, option for submission as a separate sheet attachment or submission in a CD/Digital Media may be shown.

Date of the previous annual general meeting	
---	--

Date of registration of transfer (Date Month Year) <input type="text"/>			
Type of transfer	<input type="text"/>	1 - Equity, 2- Preference Shares,3 - Debentures, 4 - Stock	
Number of Shares/ Debentures/ Units Transferred	<input type="text"/>	Amount per Share/ Debenture/Unit (in Rs.)	<input type="text"/>
Ledger Folio of Transferor <input type="text"/>			
Transferor's Name	<input type="text"/>	<input type="text"/>	<input type="text"/>
	Surname	middle name	first name
Ledger Folio of Transferee <input type="text"/>			
Transferee's Name	<input type="text"/>	<input type="text"/>	<input type="text"/>
	Surname	middle name	first name

Date of registration of transfer (Date Month Year) <input type="text"/>			
Type of transfer	<input type="text"/>	1 - Equity, 2- Preference Shares,3 - Debentures, 4 - Stock	
Number of Shares/ Debentures/ Units Transferred	<input type="text"/>	Amount per Share/ Debenture/Unit (in Rs.)	<input type="text"/>
Ledger Folio of Transferor <input type="text"/>			
Transferor's Name	<input type="text"/>	<input type="text"/>	<input type="text"/>
	Surname	middle name	first name
Ledger Folio of Transferee <input type="text"/>			
Transferee's Name	<input type="text"/>	<input type="text"/>	<input type="text"/>
	Surname	middle name	first name

**(iv) \*Debentures (Outstanding as at the end of financial year)**

Particulars	Number of units	Nominal value per unit	Total value
Non-convertible debentures	0	0	0
Partly convertible debentures	0	0	0
Fully convertible debentures	0	0	0
<b>Total</b>			0

**Details of debentures**

Class of debentures	Outstanding as at the beginning of the year	Increase during the year	Decrease during the year	Outstanding as at the end of the year
Non-convertible debentures	0	0	0	0
Partly convertible debentures	0	0	0	0
Fully convertible debentures	0	0	0	0

**(v) Securities (other than shares and debentures)**

0

Type of Securities	Number of Securities	Nominal Value of each Unit	Total Nominal Value	Paid up Value of each Unit	Total Paid up Value
<b>Total</b>					

**V. \*Turnover and net worth of the company (as defined in the Companies Act, 2013)****(i) Turnover**

6,309,525,397.82

**(ii) Net worth of the Company**

7,090,976,954.7

**VI. (a) \*SHARE HOLDING PATTERN - Promoters**

S. No.	Category	Equity		Preference	
		Number of shares	Percentage	Number of shares	Percentage
1.	Individual/Hindu Undivided Family				
	(i) Indian	26,490,664	59.43	0	
	(ii) Non-resident Indian (NRI)	0	0	0	
	(iii) Foreign national (other than NRI)	0	0	0	

2.	Government				
	(i) Central Government	0	0	0	
	(ii) State Government	0	0	0	
	(iii) Government companies	0	0	0	
3.	Insurance companies	0	0	0	
4.	Banks	0	0	0	
5.	Financial institutions	0	0	0	
6.	Foreign institutional investors	0	0	0	
7.	Mutual funds	0	0	0	
8.	Venture capital	0	0	0	
9.	Body corporate (not mentioned above)	0	0	0	
10.	Others	0	0	0	
	<b>Total</b>	26,490,664	59.43	0	0

**Total number of shareholders (promoters)**

7

**(b) \*SHARE HOLDING PATTERN - Public/Other than promoters**

S. No.	Category	Equity		Preference	
		Number of shares	Percentage	Number of shares	Percentage
1.	Individual/Hindu Undivided Family				
	(i) Indian	11,746,468	26.35	0	
	(ii) Non-resident Indian (NRI)	914,649	2.05	0	
	(iii) Foreign national (other than NRI)	0	0	0	
2.	Government				
	(i) Central Government	0	0	0	
	(ii) State Government	0	0	0	
	(iii) Government companies	0	0	0	
3.	Insurance companies	0	0	0	



4.	Banks	0	0	0	
5.	Financial institutions	20,807	0.05	0	
6.	Foreign institutional investors	701,065	1.57	0	
7.	Mutual funds	1,730,363	3.88	0	
8.	Venture capital	0	0	0	
9.	Body corporate (not mentioned above)	1,846,743	4.14	0	
10.	Others (Alternate Investment Func	1,126,841	2.53	0	
	<b>Total</b>	18,086,936	40.57	0	0

**Total number of shareholders (other than promoters)**

57,024

**Total number of shareholders (Promoters+Public/  
Other than promoters)**

57,031

**(c) \*Details of Foreign institutional investors' (FIIs) holding shares of the company**

37

Name of the FII	Address	Date of Incorporation	Country of Incorporation	Number of shares held	% of shares held
Emerging Markets Cor				126,372	0.28
Envision India Fund				98,000	0.22
Passage To India Mas				81,500	0.18
Acadian Emerging Ma				58,342	0.13
The Emerging Market				56,267	0.13
Premier Investment Fu				50,000	0.11
Public Employees Reti				30,817	0.07
Tata Indian Sharia Equ				30,000	0.07
Barclays Merchant Bar				20,000	0.04
Acadian Emerging Ma				18,505	0.04
Acadian Emerging Ma				17,418	0.04
City of New York Grou				16,126	0.04
Teachers' Retirement !				12,123	0.03

Name of the FII	Address	Date of Incorporation	Country of Incorporation	Number of shares held	% of shares held
Dovetail India Fund Cl				9,501	0.02
World EX U.S. Core Eq				8,509	0.02
Dimensional World Ex				7,745	0.02
Emerging Markets Sus				7,496	0.02
Emerging Markets Cor				7,143	0.02
Emerging Markets Soc				7,101	0.02
Alaska Permanent Fur				6,642	0.01
City of Los Angeles Fir				4,761	0.01
American Century ETF				3,977	0.01
Emerging Markets EX				2,725	0.01
DFA International Cor				2,700	0.01
Monetary Authority of				2,621	0.01

**VII. \*NUMBER OF PROMOTERS, MEMBERS, DEBENTURE HOLDERS**  
**(Details, Promoters, Members (other than promoters), Debenture holders)**

Details	At the beginning of the year	At the end of the year
Promoters	7	7
Members (other than promoters)	28,659	57,024
Debenture holders	0	0

**VIII. DETAILS OF DIRECTORS AND KEY MANAGERIAL PERSONNEL**

**(A) \*Composition of Board of Directors**

Category	Number of directors at the beginning of the year		Number of directors at the end of the year		Percentage of shares held by directors as at the end of year	
	Executive	Non-executive	Executive	Non-executive	Executive	Non-executive
<b>A. Promoter</b>	2	0	2	0	35.14	0
<b>B. Non-Promoter</b>	0	4	0	4	0	0
(i) Non-Independent	0	0	0	0	0	0

(ii) Independent	0	4	0	4	0	0
<b>C. Nominee Directors representing</b>	0	0	0	0	0	0
(i) Banks & FIs	0	0	0	0	0	0
(ii) Investing institutions	0	0	0	0	0	0
(iii) Government	0	0	0	0	0	0
(iv) Small share holders	0	0	0	0	0	0
(v) Others	0	0	0	0	0	0
Total	2	4	2	4	35.14	0

Number of Directors and Key managerial personnel (who is not director) as on the financial year end date

7

**(B) (i) \*Details of directors and Key managerial personnel as on the closure of financial year**

Name	DIN/PAN	Designation	Number of equity share(s) held	Date of cessation (after closure of financial year : If any)
SURESH KUMAR POD	00022395	Managing Director	15,163,938	
ARUN KUMAR BAGAR	00373862	Whole-time director	501,607	
ARVIND KUMAR SHAR	01417904	Director	0	
RATAN KUMAR ROON	03056259	Director	0	
SHYAM AGRAWAL	03516372	Director	0	
TANUJA AGARWAL	00269942	Director	0	
VINOD KUMAR SHARM	AKDPS1738A	CFO	0	

**(ii) Particulars of change in director(s) and Key managerial personnel during the year**

1

Name	DIN/PAN	Designation at the beginning / during the financial year	Date of appointment/ change in designation/ cessation	Nature of change (Appointment/ Change in designation/ Cessation)
RAHUL JOSHI	AQTPJ4523G	Company Secretar	24/03/2022	Cessation

**IX. MEETINGS OF MEMBERS/CLASS OF MEMBERS/BOARD/COMMITTEES OF THE BOARD OF DIRECTORS**

**A. MEMBERS/CLASS /REQUISITIONED/NCLT/COURT CONVENED MEETINGS**

Number of meetings held

1

Type of meeting	Date of meeting	Total Number of Members entitled to attend meeting	Attendance	
			Number of members attended	% of total shareholding
Annual General Meeting	27/08/2021	32,843	82	55.1

## B. BOARD MEETINGS

\*Number of meetings held

4

S. No.	Date of meeting	Total Number of directors associated as on the date of meeting	Attendance	
			Number of directors attended	% of attendance
1	10/06/2021	6	6	100
2	04/08/2021	6	6	100
3	11/11/2021	6	6	100
4	08/02/2022	6	6	100

## C. COMMITTEE MEETINGS

Number of meetings held

15

S. No.	Type of meeting	Date of meeting	Total Number of Members as on the date of the meeting	Attendance	
				Number of members attended	% of attendance
1	Audit Committee	10/06/2021	5	5	100
2	Audit Committee	04/08/2021	5	5	100
3	Audit Committee	11/11/2021	5	5	100
4	Audit Committee	08/02/2022	5	5	100
5	Nomination and Remuneration	10/06/2021	4	4	100
6	Nomination and Remuneration	04/08/2021	4	4	100
7	Nomination and Remuneration	11/11/2021	4	4	100
8	Stakeholders Forum	10/06/2021	5	5	100
9	Stakeholders Forum	04/08/2021	5	5	100
10	Stakeholders Forum	11/11/2021	5	5	100

## D. \*ATTENDANCE OF DIRECTORS

S. No.	Name of the director	Board Meetings			Committee Meetings			Whether attended AGM held on
		Number of Meetings which director was entitled to attend	Number of Meetings attended	% of attendance	Number of Meetings which director was entitled to attend	Number of Meetings attended	% of attendance	29/07/2022
								(Y/N/NA)
1	SURESH KUMAR	4	4	100	8	8	100	Yes
2	ARUN KUMAR	4	4	100	4	4	100	Yes
3	ARVIND KUMAR	4	4	100	15	15	100	Yes
4	RATAN KUMAR	4	4	100	15	15	100	Yes
5	SHYAM AGRA	4	4	100	15	15	100	Yes
6	TANUJA AGA	4	4	100	15	15	100	Yes

**X. \*REMUNERATION OF DIRECTORS AND KEY MANAGERIAL PERSONNEL**

Nil

Number of Managing Director, Whole-time Directors and/or Manager whose remuneration details to be entered

2

S. No.	Name	Designation	Gross Salary	Commission	Stock Option/ Sweat equity	Others	Total Amount
1	Suresh Kumar Podd	Managing Direct	21,129,917			2,720,306.46	23,850,223.46
2	Arun Kumar Bagaria	Whole Time Dire	14,284,500			2,260,274.04	16,544,774.04
	Total		35,414,417			4,980,580.5	40,394,997.5

Number of CEO, CFO and Company secretary whose remuneration details to be entered

3

S. No.	Name	Designation	Gross Salary	Commission	Stock Option/ Sweat equity	Others	Total Amount
1	Suresh Kumar Podd	Managing Direct	21,129,917			2,720,306.46	23,850,223.46
2	Vinod Kumar Sharr	Chief Financial C	6,023,096			246,600	6,269,696
3	Rahul Joshi	Company Secre	1,312,388			130,064	1,442,452
	Total		28,465,401			3,096,970.46	31,562,371.46

Number of other directors whose remuneration details to be entered

4

S. No.	Name	Designation	Gross Salary	Commission	Stock Option/ Sweat equity	Others	Total Amount
1	Arvind Kumar Sharr	Director	0	0	0	325,000	325,000

S. No.	Name	Designation	Gross Salary	Commission	Stock Option/ Sweat equity	Others	Total Amount
2	Ratan Kumar Roong	Director	0	0	0	325,000	325,000
3	Shyam Agrawal	Director	0	0	0	325,000	325,000
4	Tanuja Agarwal	Director	0	0	0	325,000	325,000
	Total		0	0	0	1,300,000	1,300,000

**XI. MATTERS RELATED TO CERTIFICATION OF COMPLIANCES AND DISCLOSURES**

\* A. Whether the company has made compliances and disclosures in respect of applicable provisions of the Companies Act, 2013 during the year  Yes  No

B. If No, give reasons/observations

**XII. PENALTY AND PUNISHMENT - DETAILS THEREOF**

(A) DETAILS OF PENALTIES / PUNISHMENT IMPOSED ON COMPANY/DIRECTORS /OFFICERS  Nil

Name of the company/ directors/ officers	Name of the court/ concerned Authority	Date of Order	Name of the Act and section under which penalised / punished	Details of penalty/ punishment	Details of appeal (if any) including present status

(B) DETAILS OF COMPOUNDING OF OFFENCES  Nil

Name of the company/ directors/ officers	Name of the court/ concerned Authority	Date of Order	Name of the Act and section under which offence committed	Particulars of offence	Amount of compounding (in Rupees)

**XIII. Whether complete list of shareholders, debenture holders has been enclosed as an attachment**

Yes  No

(In case of 'No', submit the details separately through the method specified in instruction kit)

**XIV. COMPLIANCE OF SUB-SECTION (2) OF SECTION 92, IN CASE OF LISTED COMPANIES**

In case of a listed company or a company having paid up share capital of Ten Crore rupees or more or turnover of Fifty Crore rupees or more, details of company secretary in whole time practice certifying the annual return in Form MGT-8.

Name

MANOJ MAHESHWARI

Whether associate or fellow

Associate  Fellow

Certificate of practice number

1971

**I/We certify that:**

- (a) The return states the facts, as they stood on the date of the closure of the financial year aforesaid correctly and adequately.
- (b) Unless otherwise expressly stated to the contrary elsewhere in this Return, the Company has complied with all the provisions of the Act during the financial year.

**Declaration**

I am Authorised by the Board of Directors of the company vide resolution no. ...  dated

(DD/MM/YYYY) to sign this form and declare that all the requirements of the Companies Act, 2013 and the rules made thereunder in respect of the subject matter of this form and matters incidental thereto have been complied with. I further declare that:

- 1. Whatever is stated in this form and in the attachments thereto is true, correct and complete and no information material to the subject matter of this form has been suppressed or concealed and is as per the original records maintained by the company.
- 2. All the required attachments have been completely and legibly attached to this form.

**Note: Attention is also drawn to the provisions of Section 447, section 448 and 449 of the Companies Act, 2013 which provide for punishment for fraud, punishment for false statement and punishment for false evidence respectively.**

**To be digitally signed by**

Director

SURESH  
KUMAR  
PODDAR  
Digitally signed by  
SURESH KUMAR  
PODDAR  
Date: 2022.09.22  
12:04:39 +05'30'

DIN of the director

00022395

**To be digitally signed by**

PAWAN  
KUMAR  
KUMAWAT  
Digitally signed by  
PAWAN KUMAR  
KUMAWAT  
Date: 2022.09.22  
13:28:56 +05'30'

- Company Secretary
- Company secretary in practice

Membership number

25377

Certificate of practice number

**Attachments**

- 1. List of share holders, debenture holders
- 2. Approval letter for extension of AGM;
- 3. Copy of MGT-8;
- 4. Optional Attachment(s), if any

<b>Attach</b>
<b>Attach</b>
<b>Attach</b>
<b>Attach</b>

**List of attachments**

MGT-8_MUL_2022.pdf Committee Meetings.pdf Details of FIIIs.pdf
--

<b>Remove attachment</b>
--------------------------

---

Modify
--------

Check Form
------------

Prescrutiny
-------------

Submit
--------

---

**This eForm has been taken on file maintained by the Registrar of Companies through electronic mode and on the basis of statement of correctness given by the company**





## MAYUR UNIQUOTERS LIMITED

Manufacturers of Artificial Leather/PVC Vinyl

### IX. MEETINGS OF MEMBERS/CLASS OF MEMBERS/BOARD/COMMITTEES OF THE BOARD OF DIRECTORS C. COMMITTEE MEETINGS


Number of meetings held	15
-------------------------	----

S. No.	Type of meeting	Date of meeting	Total Number of Members as on the date of the meeting	Attendance	
				Number of members attended	% of attendance
1	Audit Committee	10-06-2021	5	5	100
2	Audit Committee	04-08-2021	5	5	100
3	Audit Committee	11-11-2021	5	5	100
4	Audit Committee	08-02-2022	5	5	100
5	Nomination and Remuneration Committee	10-06-2021	4	4	100
6	Nomination and Remuneration Committee	04-08-2021	4	4	100
7	Nomination and Remuneration Committee	11-11-2021	4	4	100
8	Stakeholders Relationship Committee	10-06-2021	5	5	100
9	Stakeholders Relationship Committee	04-08-2021	5	5	100
10	Stakeholders Relationship Committee	11-11-2021	5	5	100
11	Stakeholders Relationship Committee	08-02-2022	5	5	100
12	Corporate Social Responsibility Committee	10-06-2021	5	5	100
13	Corporate Social Responsibility Committee	11-11-2021	5	5	100
14	Risk Management Committee	11-11-2021	5	5	100
15	Risk Management Committee	08-02-2022	5	5	100


For Mayur Uniquoters Limited

*S. K. Poddar*

Suresh Kumar Poddar  
Chairman and Managing Director & CEO  
DIN: 00022395



A Texture For Every Idea



**Correspondance Address:**

28, 4th Floor, Lakshmi Complex, MI Road, Jaipur-302001 (Rajasthan) India • Tel: +91-141-2361132 • Fax: +91-141-2365423  
**Regd. Office & Works:** Village Jaitpura, Jaipur-Sikar Road, Jaipur-303704 (Rajasthan) India • Tel: +91-1423-224001 • Fax: +91-1423-224420  
 Email: info@mayur.biz • www.mayuruniquoters.com



## MAYUR UNIQUOTERS LIMITED

Manufacturers of Artificial Leather/PVC Vinyl

### DETAILS OF FOREIGN INSTITUTIONAL INVESTORS AS ON 31/03/2022

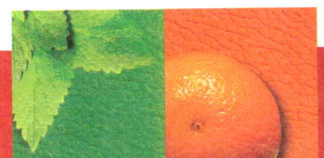
S.No.	NAME OF FOREIGN INSTITUTIONAL INVESTOR	ADDRESS	DATE OF INCORPORATION	COUNTRY OF INCORPORATION	NO. OF SHARES HELD	% OF SHARES HELD
1	Emerging Markets Core Equity Portfolio				126372	0.28
2	Envision India Fund				98000	0.22
3	Passage To India Master Fund Limited				81500	0.18
4	Acadian Emerging Markets Small Cap Equ				58342	0.13
5	The Emerging Markets Small Cap Series				56267	0.13
6	Premier Investment Fund Limited				50000	0.11
7	Public Employees Retirement System				30817	0.07
8	Tata Indian Sharia Equity Fund				30000	0.07
9	Barclays Merchant Bank (Singapore) Ltd				20000	0.04
10	Acadian Emerging Markets Micro-Cap Equ				18505	0.04
11	Acadian Emerging Markets Portfolio				17418	0.04
12	City of New York Group Trust				16126	0.04
13	Teachers' Retirement System of the State				12123	0.03
14	Dovetail India Fund Class 5 Shares				9501	0.02
15	World EX U.S. Core Equity Portfolio OF				8509	0.02
16	Dimensional World Ex U.S. Core Equity				7745	0.02
17	Emerging Markets Sustainability Core 1				7496	0.02
18	Emerging Markets Core Equity Fund of D				7143	0.02
19	Emerging Markets Social Core Equity Po				7101	0.02
20	Alaska Permanent Fund				6642	0.01
21	City of Los Angeles Fire And Police Pe				4761	0.01
22	American Century ETF Trust- Avantis EME				3977	0.01
23	Emerging Markets EX China Core Equity				2725	0.01
24	DFA International Core Equity Fund				2700	0.01
25	Monetary Authority of Singapore Account				2621	0.01
26	Emerging Markets Targeted Value Fund O				2527	0.01
27	World EX U.S. Targeted Value Portfolio				2063	0.00
28	Dimensional Emerging Markets Value Fun				2004	0.00
29	Emerging Markets Value Fund of Dimensi				1805	0.00
30	Los Angeles City Employees Retirement				1673	0.00
31	Dimensional Funds PLC Multi Factor E				1542	0.00
32	John Hancock Funds Ii Emerging Markets				1222	0.00
33	American Century ETF Trust - Avantis E				698	0.00
34	Emerging Markets Sustainability Core E				594	0.00
35	Acadian Emerging Markets Equity Fund				499	0.00
36	Dimensional Emerging Core Equity Market				28	0.00
37	American Century Etf Trust-Avantis Res				19	0.00
	<b>Total</b>				<b>701065</b>	<b>1.57</b>

For Mayur Uniquoters Limited

Suresh Kumar Poddar  
Chairman and Managing Director & CEO  
DIN: 00022395



A Texture For Every Idea



**Correspondance Address:**

28, 4th Floor, Lakshmi Complex, MI Road, Jaipur-302001 (Rajasthan) India • Tel: +91-141-2361132 • Fax: +91-141-2365423

Regd. Office & Works: Village Jaitpura, Jaipur-Sikar Road, Jaipur-303704 (Rajasthan) India • Tel: +91-1423-224001 • Fax: +91-1423-224420

Email: info@mayur.biz • www.mayuruniquoters.com



**Form No. MGT-8**

**[Pursuant to section 92(2) of the Companies Act, 2013 and rule 11(2) of  
Companies (Management and Administration) Rules, 2014]**

**CERTIFICATE BY COMPANY SECRETARY IN PRACTICE**

We have examined the registers, records and books and papers of **Mayur Uniquoters Limited** ("the Company") as required to be maintained under the Companies Act, 2013 ("the Act") and the rules made thereunder for the financial year ended on **March 31, 2022**. In our opinion and to the best of our information and according to the examinations carried out by us and explanations furnished to us by the company, its officers and agents, and considering the relaxations granted by the Ministry of Corporate Affairs and Securities and Exchange Board of India warranted due to the spread of the COVID-19 pandemic, we certify that:

- A. The Annual Return states the facts as at the close of the aforesaid financial year correctly and adequately.
- B. During the aforesaid financial year the Company has complied with provisions of the Act & Rules made there under in respect of:
1. its status under the Act;
  2. maintenance of registers/records & making entries therein within the time prescribed therefor;
  3. filing of forms and returns as stated in the annual return, with the Registrar of Companies, Regional Director, Central Government, the Tribunal, Court or other authorities within/beyond the prescribed time;
  4. calling/convening/holding meetings of Board of Directors or its committees, if any, and the meetings of the members of the company on due dates as stated in the annual return in respect of which meetings, proper notices were given and the proceedings including the circular resolutions and resolutions passed by postal ballot, if any, have been properly recorded in the Minute Book/registers maintained for the purpose and the same have been signed;
  5. closure of Register of Members/ Security holders, as the case may be;
  6. advances/loans to its directors and/or persons or firms or companies referred in section 185 of the Act **(Not Applicable during the year under review)**;
  7. contracts/arrangements with related parties as specified in Section 188 of the Act;
  8. issue or allotment or transfer or transmission or buy back of securities/redemption of preference shares or debentures/alteration or reduction of share capital/conversion of shares/securities and issue of security certificates in all instances;
  9. keeping in abeyance the rights to dividend, right shares and bonus shares pending registration of transfer of shares in compliance with the provisions of the Act;





10. declaration/payment of dividend; transfer of unpaid/unclaimed dividend/other amounts as applicable to the Investor Education and Protection Fund in accordance with Section 125 of the Act;
11. signing of audited financial statement as per the provisions of section 134 of the Act and report of directors is as per sub-sections (3), (4) and (5) thereof;
12. constitution/appointment/re-appointments/retirement/filling up casual vacancies/disclosures of the Directors, Key Managerial Personnel and the remuneration paid to them;
13. appointment/reappointment/filing up casual vacancies of auditors as per the provisions of section 139 of the Act;
14. approvals required to be taken from the Central Government, Tribunal, Regional Director, Registrar, Court or such other authorities under the various provisions of the Act;
15. acceptance/renewal/repayment of deposits **(Not Applicable during the year under review)**;
16. borrowings from its directors, members, public financial institutions, banks and others and creation/modification/satisfaction of charges in that respect, wherever applicable;
17. loans and investments or guarantees given or providing of securities to other bodies corporate or persons falling under the provisions of section 186 of the Act; and
18. alteration of the provisions of the Memorandum and/or Articles of Association of the Company **(Not Applicable during the year under review)**.

**Place: Jaipur**

**Date: September 22, 2022**

**UDIN: F003355D001017258**

**For V. M. & Associates  
Company Secretaries  
(ICSI Unique Code P1984RJ039200)**

**PR 581 / 2019**

**CS Manoj Maheshwari**

**Partner**

**Membership No.: FCS 3355**

**C P No.: 1971**

